

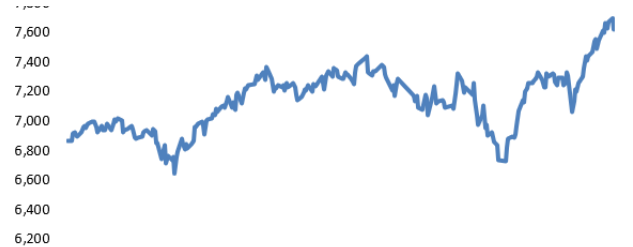
## TRADING IDEAS

Kode	Rekomendasi	Take Profit	Stop Loss
JPFA	BoW	1590-1620	1530
BSDE	Buy	1285-1310	1235
KLBF	Buy	1700-1730	1640
HEAL	Buy	1300-1330	1265
BBNI	Buy	5425-5525	5200

## Market Review & Outlook

PMI Manufaktur RI Agustus Turun ke 48.9

IHSG Berpotensi Melemah Terbatas 7500-7650.



## MARKET INDEX

Market	Close	+/-	Chg %
IHSG	7,616.5	-78.0	-1.01%
Nikkei	38,686.3	-14.6	-0.04%
Hangseng	17,651.5	-40.5	-0.23%
Kospi	2,664.6	-16.4	-0.61%
Strait Times Index	3,480.3	-142.9	0.50%
TWSE	22,092.2	-142.9	-0.64%
SET	1,364.6	11.0	0.81%
Shanghai	2,803.0	-8.1	-0.29%
FTSE 100	8,298.5	-65.4	-0.78%
Xetra Dax	18,747.1	-183.7	-0.97%
Dow Jones	40,936.9	-626.2	-1.51%
Nasdaq	17,136.3	-577.3	-3.26%
S&P 500	5,528.9	-119.5	-2.12%

## 21,678JCI DATA

Volume (Mn Share)	21,678
Value (Bn IDR)	10,582
Freq (Thousand Times)	1,072
Market Cap (Tr IDR)	12,972

## FOREIGN TRANSACTION

Net Buy (Sell) Daily Bn	116.82
Net Buy (Sell) YTD Bn	29,034.22
Ownership (July)	44.7%

Source : RTI. IDX

## COMMODITY

Description	Last	+/-	Chg %
Oil Price (Brent) USD/barel	73.8	-3.8	-4.86%
Oil Price (WTI) USD/barel	70.3	-3.2	-4.36%
Gold Price USD/Ounce	2492.9	-6.6	-0.26%
Nickel-LME (US\$/ton)	16208.4	-175.6	-1.07%
Tin-LME (US\$/ton)	30600.0	-740.0	-2.36%
CPO Malaysia (RM/ton)	3931.0	-2.0	-0.05%
Coal NWC (US\$/ton)	142.0	-1.9	-1.32%
Natural Gas (US\$/MMBtu)	2.2	0.1	3.57%

## ECONOMIC CALENDAR

COUNTRY	EVENT	ACTUAL	PREV
2 September 2024			
ID	Inflation Rate YoY	2.12%	2.13%
	PMI Manufaktur	48.9	49.3
3 September 2024			
US	ISM Manufacturing PMI	47.	246.8
4 September 2024			
AU	GDP Growth QoQ Q2		0.1%
CN	Caixin Services PMI		52.1
	Caixin Composite PMI		51.2

## FX

Description	Last	+/-	Chg %
USD/IDR	15,525	0.00	0.00%
EUR/IDR	17,163	-25.64	0.00%

## DUAL LISTING

Saham	Mkt	US\$	[+/-]
Telkom (TLK)	NY	19.65	5.00%
Harga Penutupan	:	9/3/2024	

## DISCLAIMER

This Document is for information only and for the use of the recipient. It is not to be reproduced or copied or made available to others. Under no circumstances is it to be considered as an offer to sell or solicitation to buy any security. Any recommendation contained in this report May not be suitable for all investors and strictly a personal view and should not be used as a sole judgment for investment. Moreover, although the information contained herein has been obtained from sources believed to be reliable, its accuracy, completeness and reliability cannot be guaranteed. All rights reserved by Mega Capital Sekuritas.

## PMI Manufaktur RI Agustus Turun ke 48.9

Purchasing Manager Index (PMI) manufaktur Indonesia terkontraksi lebih dalam ke level 48.9 pada Agustus 2024 (Jul : 49.3). Indeks ini menunjukkan penurunan tajam pada kondisi pengoperasian selama 3 tahun. Ekonomis Director S&P Global Market Intelligence Paul Smith mengatakan, penurunan pada perekonomian sektor manufaktur Indonesia pada Agustus 2024 ditandai oleh penurunan tajam pada permintaan baru dan output selama 3 tahun. Produksi manufaktur dan permintaan baru pada Agustus 2024 mengalami penurunan paling tajam sejak Agustus 2021.

Kementerian Keuangan (Kemenkeu) mengklaim penurunan Purchasing Managers' Index (PMI) Manufaktur Indonesia pada Agustus 2024 menjadi level 48.9 dipengaruhi oleh penurunan kinerja sektor manufaktur global.

## GLOBAL SENTIMENT

**Bursa Saham Global Kompak Koreksi, PMI Kontraksi Lagi.** Setelah kembali dari libur Hari Buruh, Bursa AS mencatat kinerja terburuk sejak 5 Agustus. Pasalnya 3 indeks utama bursa AS memimpin pelemahan di bursa saham global. Pelemahan disebabkan oleh kekhawatiran pelaku pasar terhadap perekonomian AS setelah rilis data PMI Manufaktur AS periode Agustus kembali berada di zona kontraksi dan berlangsung selama 5 bulan berturut-turut. Meski demikian, PMI Agustus menunjukkan perbaikan ke level 47.2 dibandingkan data Juli sebesar 46.8. Data tersebut menunjukkan kehati-hatian pelaku usaha menjelang momen pemilu di AS yang menimbulkan ketidakpastian. Hari ini pelaku pasar menantikan rilis data Caixin Composite PMI dan Caixin Services PMI bulan Agustus 2024 di Tiongkok yang dijadwalkan rilis hari Rabu (4/9) sebagai acuan pasar dalam menilai prospek pemulihan ekonomi China di sisa tahun 2024. Selain itu dari AS hari ini ada rilis data tenaga kerja JOLTS Juli.

**Bursa Domestik.** IHSG pada Selasa, 3 September 2024 melemah 1.01% ke level 7616, IHSG sempat kembali mencekik ATH di level 7726.66, sedikit lebih tinggi dari level ATH kemarin. Pelemahan IHSG sejalan dengan bursa saham global yang melakukan *profit taking* sambil mencermati rilis data ekonomi AS. Investor asing kembali melakukan net buy harian sebesar Rp 126.99 miliar adapun 5 saham yang paling banyak dibeli yaitu BBRI, BREN, BBNI, INDF, dan ITMG. Mayoritas sektoral melemah, kecuali sektor kesehatan yang berhasil menguat 0.36%. Penguatan sektor kesehatan ditopang oleh penguatan saham-saham emiten rumah sakit swasta di tengah kekhawatiran penyebaran virus MPox (cacar monyet). Sebaliknya, sektor yang melemah paling signifikan yaitu teknologi sebesar 3.04% yang didorong oleh pelemahan DCII sebesar 8.05% dalam sehari.

**Komoditas Minyak Mentah.** Harga minyak turun setelah investor mempertimbangkan peningkatan kapasitas produksi sebesar 180 ribu barrel per hari oleh 8 anggota OPEC+ mulai Oktober. Selain itu indikasi permintaan yang lesu di China dan AS, dua konsumen minyak terbesar dunia turut menjadi beban bagi harga minyak. Harga minyak Brent turun ke level US\$ 76.36/ brl , sementara minyak mentah West Texas Intermediate (WTI) AS melemah ke US\$ 73.05/brl.

### DISCLAIMER

This Document is for information only and for the use of the recipient. It is not to be reproduced or copied or made available to others. Under no circumstances is it to be considered as an offer to sell or solicitation to buy any security. Any recommendation contained in this report May not be suitable for all investors and strictly a personal view and should not be used as a sole judgment for investment. Moreover, although the information contained herein has been obtained from sources believed to be reliable, its accuracy, completeness and reliability cannot be guaranteed. All rights reserved by Mega Capital Sekuritas.

## JCI REVIEW & OUTLOOK



**IHSG** membentuk long black marabou candle setelah false break harmonic resistance uptrend line dan harga breakdown MA jangka pendek, berpeluang koreksi menuju support minor terdekat didukung MACD deathcross. IHSG diperkirakan bergerak melemah terbatas 7500-7650.

	1	2	3
Support	7500	7430	7350
Resisten	7650	7700	7750

## STOCKS PICK



**JPFA** membentuk candle reversal berupa bullish harami dan harga bertahan diatas support lower band BB berpotensi rebound menuju upper band BB.

Rekomendasi : Buy On Weakness  
 Entry Level : 1550-1570  
 Take Profit : 1590-1620  
 Stop Loss : 1530



**BSDE** membentuk inverted hammer candle setelah reject minor support uptrend line, dan saat ini harga bertahan diatas fibonacci 78.6% berpeluang rebound didukung parabolic SAR yang menunjukkan sinyal beli.

Rekomendasi : Buy  
 Entry Level : 1250-1270  
 Take Profit : 1285-1310  
 Stop Loss : 1235

### DISCLAIMER

This Document is for information only and for the use of the recipient. It is not to be reproduced or copied or made available to others. Under no circumstances is it to be considered as an offer to sell or solicitation to buy any security. Any recommendation contained in this report May not be suitable for all investors and strictly a personal view and should not be used as a sole judgment for investment. Moreover, although the information contained herein has been obtained from sources believed to be reliable, its accuracy, completeness and reliability cannot be guaranteed. All rights reserved by Mega Capital Sekuritas.

## STOCK PICK



**KLBF** membentuk candle reversal berupa doji candle setelah reject minor support dan harga bertahan diatas fibonanci 61.8%, berpotensi rebound menuju resistance uptrend line didukung momentum parabolic SAR yang menunjukkan sinyal beli.

Rekomendasi : Buy  
 Entry Level : 1660-1680  
 Take Profit : 1700-1730  
 Stop Loss : 1640



**HEAL** harga bertahan diatas support lower band BB setelah reject minor support, berpeluang rebound menuju upper band BB didukung momentum MACD berpotensi gold-cross menuju sloe positif.

Rekomendasi : Buy If Break  
 Entry Level : >1285  
 Take Profit : 1300-1330  
 Stop Loss : 1265



**BBNI** membentuk doji candle setelah reject minor support dan harga bertahan diatas MA 200, berpotensi rebound didukung stochastic bullish crossover.

Rekomendasi : Buy  
 Entry Level : 5275-5350  
 Take Profit : 5425-5525  
 Stop Loss : 5200

### DISCLAIMER

This Document is for information only and for the use of the recipient. It is not to be reproduced or copied or made available to others. Under no circumstances is it to be considered as an offer to sell or solicitation to buy any security. Any recommendation contained in this report May not be suitable for all investors and strictly a personal view and should not be used as a sole judgment for investment. Moreover, although the information contained herein has been obtained from sources believed to be reliable, its accuracy, completeness and reliability cannot be guaranteed. All rights reserved by Mega Capital Sekuritas.

## STOCKS MARKET NEWS

- **APLN : Marketing Sales Semester 1 2024 Rp 980 Miliar**

PT Agung Podomoro Land Tbk. (APLN) mencatatkan marketing sales atau prapenjualan sebesar Rp980 miliar pada semester I/2024. Perseroan menyatakan kenaikan marketing sales perseroan salah satunya ditopang oleh skema pembiayaan perbankan atau kredit kepemilikan rumah (KPR) yang mudah diakses.

APLN saat ini memiliki dan sedang membangun berbagai proyek properti, seperti Bukit Podomoro Jakarta, Podomoro Golf View, Podomoro Park Bandung, Parkland Podomoro Karawang dan Borneo Bay Residences di Balikpapan, dekat IKN Nusantara.

- **PSAB : Kabar Pengendali Lepas 92.5% Saham**

Bloomberg melaporkan bahwa pengendali J Resources Asia Pasifik, Jimmy Budiarto, sedang mempertimbangkan untuk menjual 92.5% sahamnya di PSAB. Narasumber Bloomberg menyebut bahwa Budiarto tengah bekerja sama dengan penasihat keuangan dan telah menghubungi calon investor. Pertimbangan divestasi ini sedang berlangsung dan Budiarto dapat memutuskan untuk tidak jadi menjual PSAB. Sebelumnya, Bloomberg Technoz pada awal Agustus 2024 melaporkan bahwa Delta Dunia Makmur (DOID) dan grup Salim – melalui Aman Mineral Internasional (AMMN) – masing-masing berencana membeli 92.5% saham PSAB dari Jimmy Budiarto pada 1Q25. Bloomberg Technoz melaporkan bahwa DOID menawar saham PSAB dengan harga Rp 300 per lembar, sedangkan Grup Salim dikabarkan menawar dengan harga Rp 350 per lembar.

- **TOWR : Rencana Right Issue**

Sarana Menara Nusantara sedang mempertimbangkan opsi rights issue dengan nominal yang masih didiskusikan, menurut narasumber anonim kepada Stockbit. Pertimbangan opsi rights issue ini dilakukan sebagai salah satu sumber pendanaan alternatif, mengingat Net Debt-to-EBITDA perseroan sudah mencapai level yang tinggi sebesar 4,3x per 1Q24. Sebelumnya, Investor Daily pada Selasa (3/9) melaporkan bahwa TOWR sedang menjajaki rights issue senilai Rp 8 triliun.

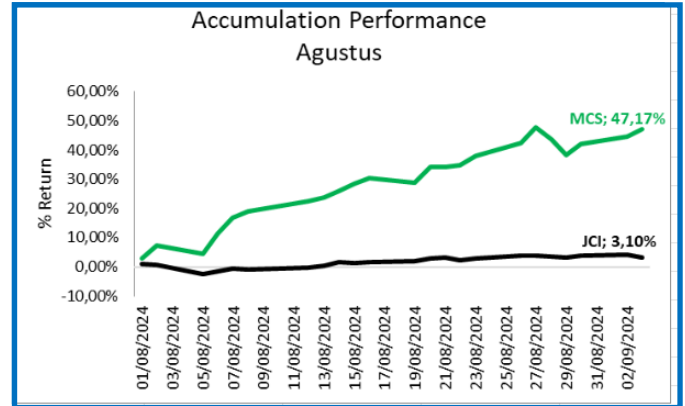
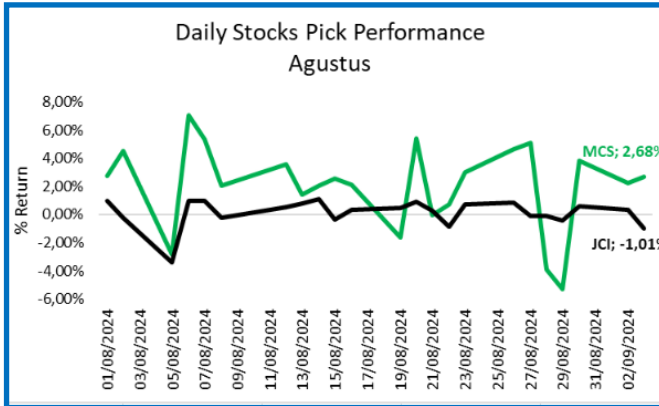
- **BBCA : Merger 2 Anak Usaha**

Bank Central Asia mengumumkan merger antara 2 anak usahanya, yakni PT BCA Multi Finance dan PT BCA Finance. Langkah ini ditujukan untuk memperkuat posisi grup BCA dalam sektor pembiayaan di Indonesia. Setelah merger, PT BCA Finance menjadi perusahaan hasil penggabungan (surviving entity), dengan kepemilikan BBCA mencapai 99,59% saham. Sebelumnya, PT BCA Finance berfokus pada pembiayaan roda empat, sementara BCA Multi Finance berfokus pada segmen roda dua dan roda empat bekas.

#### DISCLAIMER

This Document is for information only and for the use of the recipient. It is not to be reproduced or copied or made available to others. Under no circumstances is it to be considered as an offer to sell or solicitation to buy any security. Any recommendation contained in this report May not be suitable for all investors and strictly a personal view and should not be used as a sole judgment for investment. Moreover, although the information contained herein has been obtained from sources believed to be reliable, its accuracy, completeness and reliability cannot be guaranteed. All rights reserved by Mega Capital Sekuritas.

## REVIEW STOCKS PICK



## CORPORATE ACTION CALENDAR

DATE	TICKER	TIME	ACTION
04/09/2024	ABBA	10.00	RUPS
	WICO	10.00	
05/09/2024	BJBR	09.00	
	KRAS	14.00	
	SMIL	14.00	
	TELE	10.00	
06/09/2024	OKAS	10.00	

### DISCLAIMER

This Document is for information only and for the use of the recipient. It is not to be reproduced or copied or made available to others. Under no circumstances is it to be considered as an offer to sell or solicitation to buy any security. Any recommendation contained in this report May not be suitable for all investors and strictly a personal view and should not be used as a sole judgment for investment. Moreover, although the information contained herein has been obtained from sources believed to be reliable, its accuracy, completeness and reliability cannot be guaranteed. All rights reserved by Mega Capital Sekuritas.

## Research Division

Cheril Tanuwijaya	Cheril.tanuwijaya@megasekuritas.id	+62 21 7917 5599	62035
Rifdah Fatin Hasanah	Rifdah.fatin@megasekuritas.id	+62 21 7917 5599	62186
Lia Andani	Lia.Andani@megasekuritas.id	+62 21 7917 5599	62431

## Retail Equity Sales Division

Dewi Suryani	dewi.suryani@megasekuritas.id	+62 21 7917 5599	62441
Ety Sulistyowati	ety.sulistyowati@megasekuritas.id	+62 21 7917 5599	62159
Fadel Muhammad Iqbal	fadel@megasekuritas.id	+62 21 7917 5599	62164
Syaifathir Muhamad	fathir@megasekuritas.id	+62 21 7917 5599	62179

### Fixed Income Sales & Trading

Tel. +62 7917 5559-62 Fax. +62 21 7917 5965

### Investment Banking

Tel. +62 21 7917 5599 Fax. +62 21 7919 3900

### PT. Mega Capital Sekuritas

Menara Bank Mega Lt. 2  
Jl. Ka P. Tendean. Kav 12-14 A  
Jakarta Selatan 12790

#### DISCLAIMER

This Document is for information only and for the use of the recipient. It is not to be reproduced or copied or made available to others. Under no circumstances is it to be considered as an offer to sell or solicitation to buy any security. Any recommendation contained in this report May not be suitable for all investors and strictly a personal view and should not be used as a sole judgment for investment. Moreover, although the information contained herein has been obtained from sources believed to be reliable, its accuracy, completeness and reliability cannot be guaranteed. All rights reserved by Mega Capital Sekuritas.